


## Viewing your Student Timetable on ProPortal

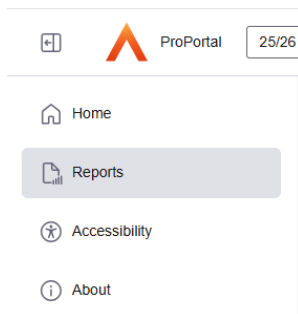
Log into ProPortal using your Username and Password from your IT Onboarding

<https://promonitor.longroad.ac.uk/ProPortal>

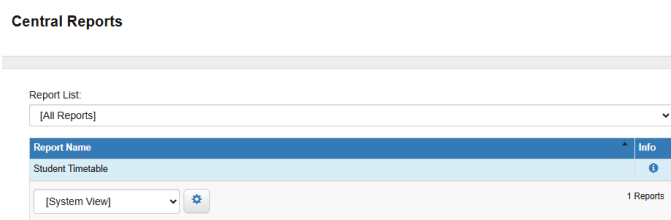


The login screen features the 'oneAdvanced' logo at the top. Below it is the 'proportal' logo with 'Version 24.2.1' underneath. The login form includes fields for 'Username' and 'Password', both with placeholder text 'Enter your username' and 'Enter your password' respectively. There is a 'Remember me' checkbox and a 'Log In' button.

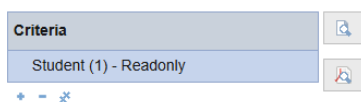
From the side menu, select **“Reports”**



Wait for the Central Reports screen to load, from here select **“Student Timetable”**



Select **“Student (1) – Readonly”** and click the search button



Your current timetable will load, to view the following week click > from the top bar

